



Tier1

BloombergNEF

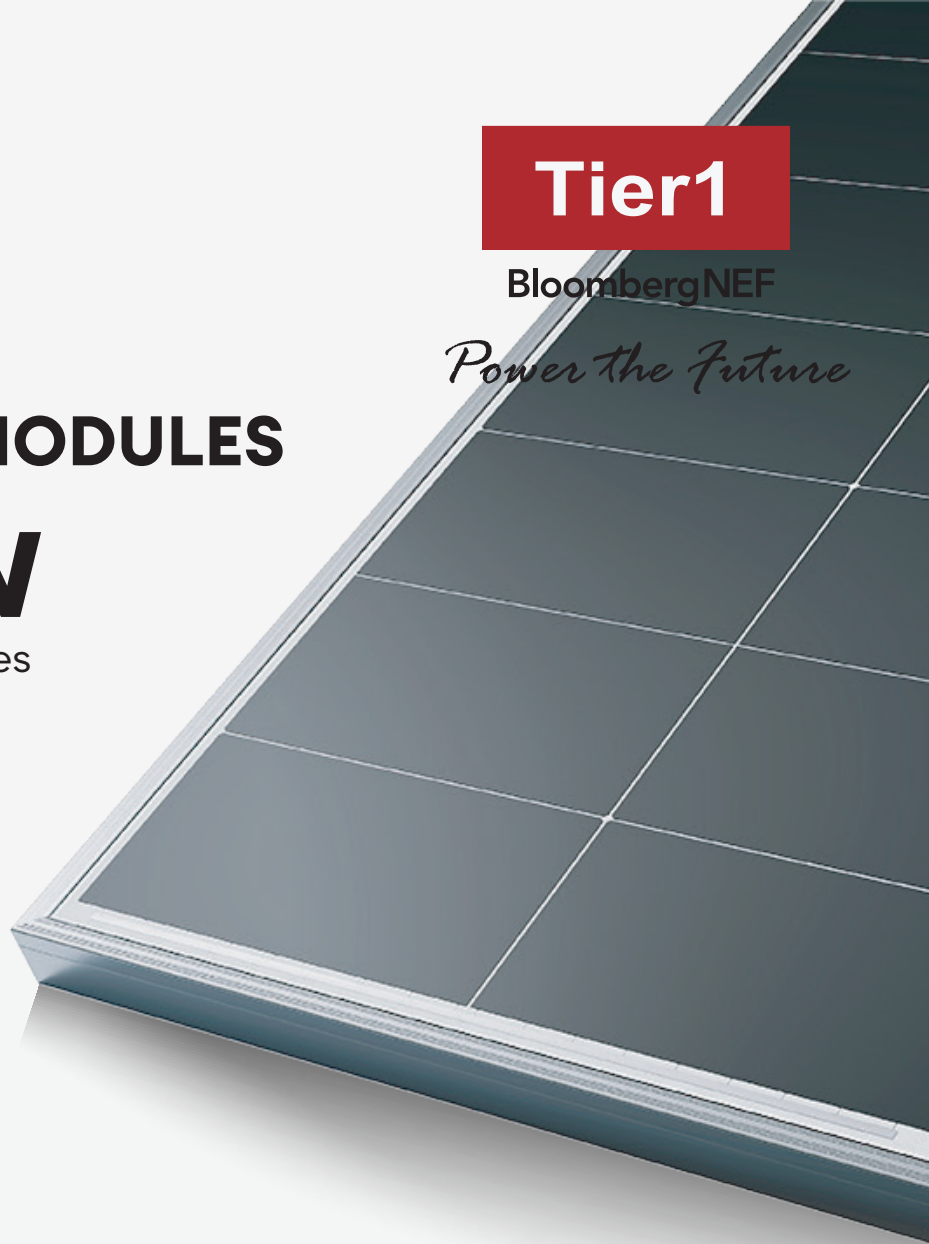
Power the Future

BC BIFACIAL MODULES


640-665W

High efficiency bifacial modules

- Silver frame, White mesh



 UTILITY

 C&I

Module efficiency

24.62%



Excellent
Micro-crack Resistance



Superior
Temperature Coefficient

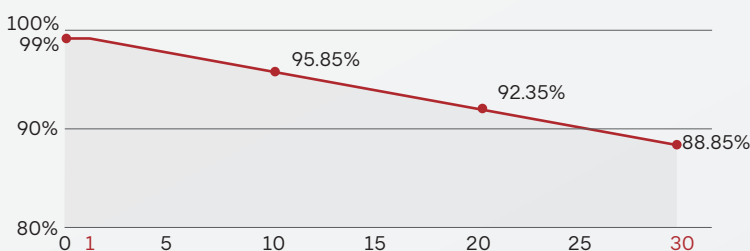


Higher
Generated Energy



Partial
Shading Optimisation

Linear performance warranty of 30 years



WARRANTY

Quality Guarantee **25** Years

Power Warranty **30** Years



Ariel Green

ELECTRIC CHARACTERISTICS

SPDG(640/665)-BC132R12

Model of modules	SPDG640-BC132R12		SPDG645-BC132R12		SPDG650-BC132R12		SPDG655-BC132R12		SPDG660-BC132R12		SPDG665-BC132R12	
	STC	NMOT	STC	NMOT	STC	NMOT	STC	NMOT	STC	NMOT	STC	NMOT
Power maximum (Pmax/W)	640	487	645	491	650	495	655	499	660	502	665	506
Maximum power voltage (Vmp)	40.78	38.76	40.88	38.85	40.98	38.95	41.08	39.04	41.18	39.14	41.28	39.23
Maximum power current (Imp)	15.69	12.58	15.78	12.65	15.86	12.72	15.94	12.78	16.03	12.85	16.11	12.92
Open circuit voltage (Voc)	49.52	47.06	49.62	47.16	49.72	47.25	49.82	47.35	49.92	47.44	50.02	47.54
Short circuit current (Isc)	16.38	13.16	16.46	13.22	16.54	13.28	16.62	13.35	16.70	13.41	16.78	13.48
Module efficiency	23.69%		23.88%		24.06%		24.25%		24.43%		24.62%	

STC (Electrical parameters at standard test conditions. STC:AM=1.5, 1000W/m², Cells Temperature 25°C)

NMOT (Irradiance 800W/m², Ambient Temperature 20°C, AM1.5, Wind Speed 1m/s)

ELECTRICAL CHARACTERISTICS WITH DIFFERENT REAR SIDE POWER GAIN (REFERENCE TO 650W FRONT)

Pmax gain	5%	10%	15%	20%	25%
Power maximum (Pmax/W)	683	715	748	780	813
Maximum power voltage (Vmp)	40.98	40.98	40.98	40.98	40.98
Maximum power current (Imp)	16.65	17.45	18.24	19.03	19.83
Open circuit voltage (Voc)	49.72	49.72	49.72	49.72	49.72
Short circuit current (Isc)	17.37	18.19	19.02	19.85	20.68

STRUCTURAL CHARAC

Module size (L*W*H)	2382x1134x30mm
Weight	33.5kg
Cell	132(6x22)
Front glass	2.0mm heat strengthened glass
Back glass	2.0mm heat strengthened glass
Frame	Anodized aluminum alloy frame
Junction box	IP68 , 3 bypass diodes
Output wire	4mm ²
Wire length	Line length 1400mm / customized
Connector	EVO2A
Packing specification	36pcs per pallet / 144 pcs per 20' GP / 720pcs per 40' HC

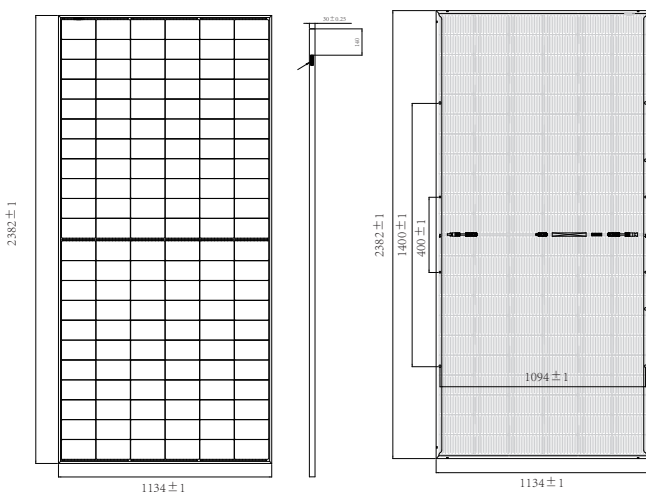
OPERATING PARAMETERS

Power tolerance (W)	(0~+5w)
Maximum system voltage (V)	DC1500V(IEC/UL)
Maximum rated fuse current (A)	35A
Current operating temperature (C)	-40°C~+85°C
Mechanical load	+5400Pa/-2400Pa

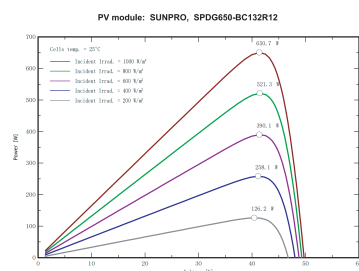
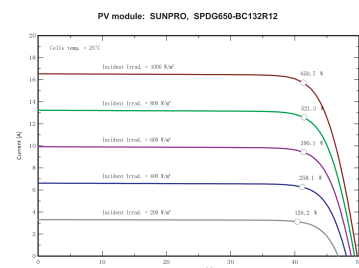
TEMPERATURE CHARACTERISTICS

Temp. Coeff. of Isc (TK Isc)	+0.050%/°C
Temp. Coeff. of Voc (TK Voc)	-0.200%/°C
Temp. Coeff. of Pmax (TK Pmax)	-0.260%/°C
Normal Operating Cell Temperature	45±2°C

MODULE DIMENSIONS(MM)



I-V CHARACTERISTICS AT DIFFERENT IRRADIATION



Zhejiang Sunpro Power Technology Co., Ltd

Add: Qinggang Industrial Zone, Yuhuan City, Zhejiang Province

Tel: +86 0576-80730906 E-mail: info@sunpropower.com Website: www.sunpropower.com

*The above parameters are for reference only, and the actual parameters of the factory shall prevail